


As part of the \$790 million Liverpool Hospital redevelopment, a new \$50 million seven-storey car park has been delivered to provide additional parking spaces for patients, visitors and staff.

Important changes you need to know...

From 6am on Thursday 15 September:





- Access to the hospital's former P2 car park (see map below) via Campbell Street will close.
- The new P2 car park entrance will open, accessible via Burnside Drive only (best accessed via Lachlan Street).
- The new P2 car park will be accessible to the public between 6am and 10pm daily. The car park provides convenient access to the hospital via Entrance J.
- All access to hospital parking will be via Burnside Drive to either the P3 (underground) or the new P2 car park.
- Drop-off areas will remain available at Entrances L and N off Campbell Street during entrance opening hours.
- Accessible parking is available on ground floor and Level 7 of the new car park. 

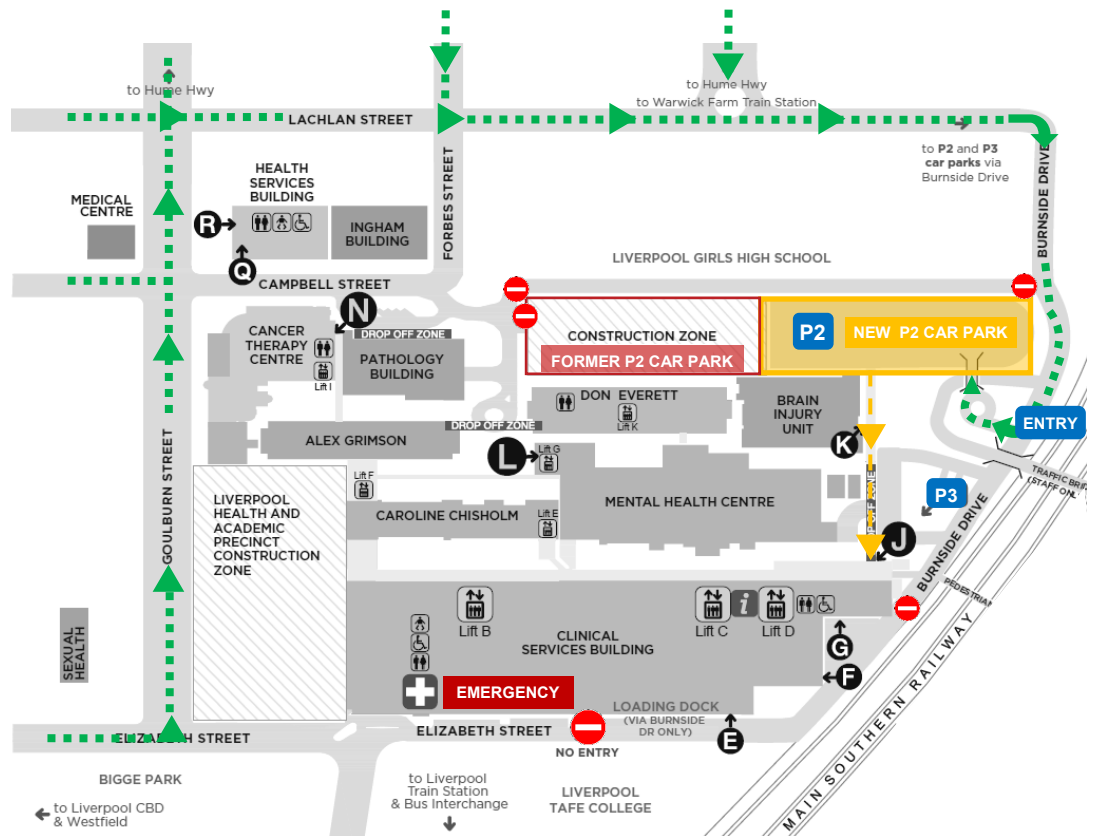
Please allow extra travel time for appointments when parking at the hospital.

FROM 6AM THURSDAY 15 SEPTEMBER

- Campbell Street access to P2 will close.
- All public hospital parking (P2 or P3) will be accessed via Burnside Drive.

KEY

-   Vehicle path
-   Pedestrian path (150 metres)



Use P2 and Entrance J for access to key services including:

- | | | | |
|--|-----------------|---------------|-------------------|
| • Information Desk  | • Birthing Unit | • Pathology | • Inpatient wards |
| • Cancer Therapy Centre | • Maternity | • Day clinics | • ICU |

NOTE: There is no access to the Emergency Department (ED) via the main hospital. ED entry is off Elizabeth Street.

THANK YOU FOR YOUR PATIENCE AS WE BUILD THE LIVERPOOL HEALTH AND ACADEMIC PRECINCT



The new car park façade features the largest artwork installation commissioned by NSW Health, with a total of 1790 'petals' creating a colourful statement on the hospital campus. The design was developed by Indigenous artist Bibi Barba in collaboration with Aboriginal Elders, services and community members.

FAQs

Can I park on any level?

Ground floor to Level 3 **side A** will have time limited sections for short hospital visits. For longer hospital visits, **side B** will have untimed sections. Accessible parking is available on ground floor and Level 7.

What are the parking fees?

Parking fees are in line with existing hospital rates. Concessional rates are available via validation at the car park office on the ground floor of the car park between 6am and 10pm daily.

What happens to the former P2 car park?

The former car park will be demolished and an on-ground parking area will be established in late 2026.

Where do I park for access to the Emergency Department?

The hospital's Emergency Department (ED) is located on Elizabeth Street and metered parking is available on surrounding streets. There is no pedestrian access to the Emergency Department from within the main hospital.

How do I access ED from the new car park?

The pedestrian route to ED from the P2 car park is south along the Burnside Drive footpath, following signage towards Elizabeth Street and the ED entrance.

Built with the environment in mind

The new P2 car park has been designed and built to help reduce energy consumption and carbon emissions through:



- more than 84 per cent of recycled materials used during construction
- more than 90 per cent of construction waste recycled, including reuse of water on site
- An open deck car park design providing natural ventilation
- a lightweight steel roof on upper car park deck to significantly reduce the urban heat island effect
- selected plant species with low maintenance and watering requirements
- the installation of 463Kw of photovoltaic solar panels to reduce energy consumption of the new car park.



THANK YOU FOR YOUR PATIENCE AS WE BUILD THE LIVERPOOL HEALTH AND ACADEMIC PRECINCT